

# CRYST RAMA



1958

95 Cantiague Rock Road, Westbury NY 11590

ph:516.931.9090 fax: 516. 931.1254

info@crystorama.com www.crystorama.com

## MODEL#:4479-GD-CL-SAQ ASSEMBLY AND DRESSING INSTRUCTIONS

WARNING:



Electrical Danger




Turn Power Off

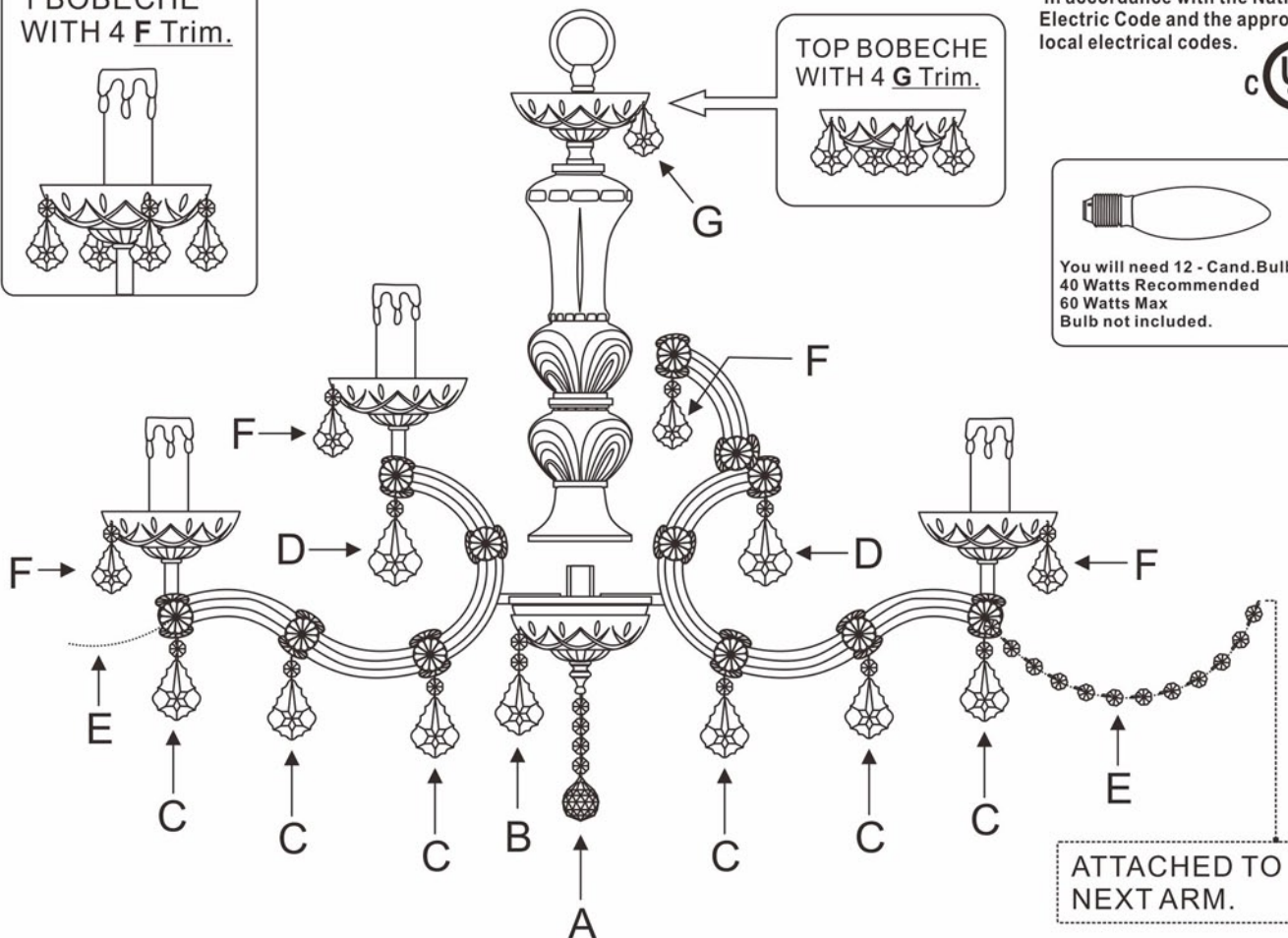
All electrical components must be installed by a licensed electrician in accordance with the National Electric Code and the appropriate local electrical codes.






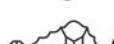



1 BOBECHE WITH 4 **F** Trim.



TOP BOBECHE WITH 4 **G** Trim.



You will need 12 - Cand.Bulb  
40 Watts Recommended  
60 Watts Max  
Bulb not included.

- A=  (1 40mm Ball + 4 Jewels) x 1pc
- B=  (A8290-2.5" + 2 Jewels) x 4sets
- C=  (A8290-2.5") x 24sets
- D=  (A8290-3") x 8sets
- E=  (14mm Jewels x14pcs) x 8sets
- F=  (A8290-2") x 52sets
- G=  (A8290-2" No Jewel) x 4sets

