

# CRYST RAMA



1958

95 Cantiague Rock Road, Westbury NY 11590

ph:516.931.9090 fax: 516. 931.1254

info@crystorama.com www.crystorama.com

## MODEL#:5008 ASSEMBLY AND DRESSING INSTRUCTIONS



All electrical components must be installed by a licensed electrician in accordance with the National Electric Code and the appropriate local electrical codes.




A=  (AS9/50-2" +1 Jewel)\* 8pcs


B=  (1 Square 4 Holes+1 Jewel+1 Ring)\* 8pcs

C=  (18 Jewels Strand)\* 16pcs

D=  (AS9/50-2" +7 Jewel)\* 8pcs

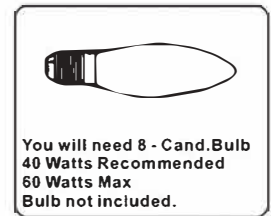
E=  AS9/50-2" \*45pcs

F=  (10 Jewels Strand)\* 8pcs

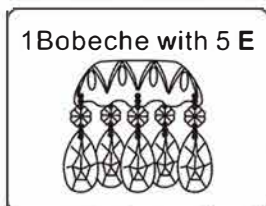
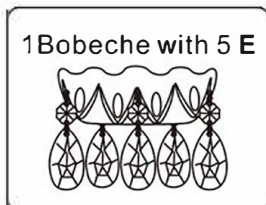
G=  (1x40mm Ball +2 Jewels)\* 1pc

H=  AS9/75-3" \*8pcs

I=  (1 Square 4 Holes + 1 Ring)\* 8pcs



**Attached to next bobèche**



Link to next  
Trim I

