

# CRYSTORAMA

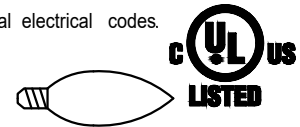


LIGHTING THE WAY FOR SIXTY YEARS

## ASSEMBLY INSTRUCTION MODEL #50160SCLMWP



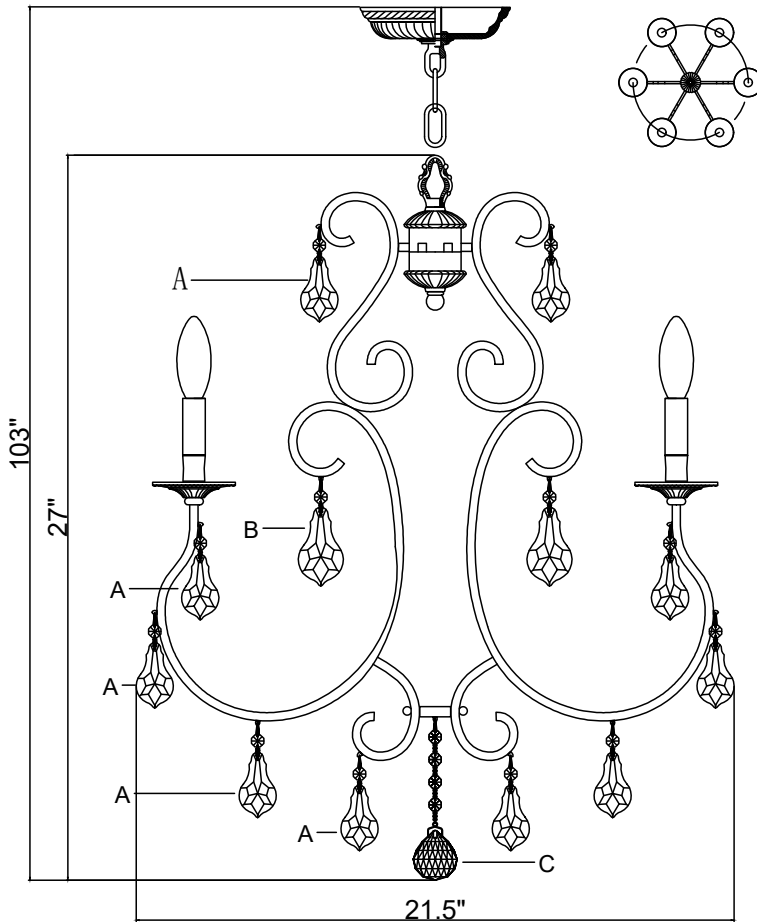
All electrical components must be installed by a licensed electrician in accordance with the National Electric Code and the appropriate local electrical codes.



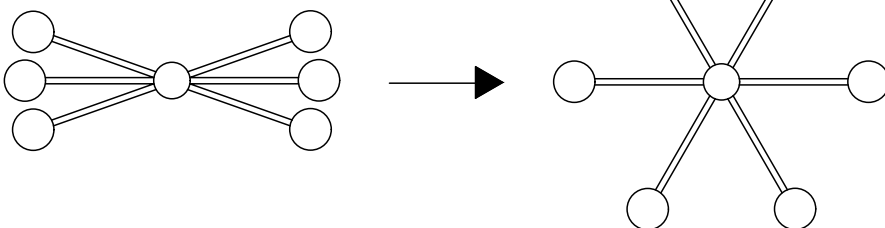
You will need 6-Candelabra Base Bulb  
40 Watts recommended 60 Watts Max.

USE LED BULBS FOR EXTENDED USE

The fixture is Dry rated



Spread the folded arms.



### HOW TO INSTALL:

Place the fixture parts on a soft cloth-covered platform before installation of fixture.

1. Install the mounting bar onto the outlet box.
2. Spread the arms out equally. Place the distributor box cap over the top of arms. Make sure the slot fits over the arm.
3. Place the cover over the distributor box kit and secure with fixture loop.
4. Decide the desired hanging height and adjust the chain to the correct length.
5. Insert the connector in between the bottom of arm. Secure it with ball nuts.
6. Raise the fixture up and do the wire connection. Attach the canopy over the mounting bar and secure with thread and nut.
7. Place the candle sleeve and bobèche over the socket.
8. Dress the crystals as illustrated.

### Crystal Sets

- A. 30 Sets. (1)14mm + (1)63mm
- B. 6 Sets. (1)14mm + (1)76mm
- C. 1 Piece. (4)14mm + AS8-40mm

**⚠ WARNING:** This product can expose you to Lead, which is known to the State of California to cause cancer and/or birth defects or reproductive harm. For more information go to [www.p65warnings.ca.gov](http://www.p65warnings.ca.gov)

# CRYSTORAMA

LIGHTING THE WAY FOR SIXTY YEARS



Crystorama.com

## ASSEMBLY INSTRUCTION MODEL #5016OSCLMWP

### Part Number

#### Part Numbers

- A. (2)-Wire Connector
- B. (1)-Mounting bar
- C. (2)-Mounting Screw
- D. (1)-Thread and nut
- E. (1)-Canopy (W5 3/4"xH1 1/4")-XSN5010OSCAN5.75IN
- F. (1)-Collar Loop & ring
- G. (1)-Chain (3.8mmx72")-XSN5013OSCHA3.8MM
- H. (1)-Fixture Loop
- I. (1)-Cover
- J. (1)-Distributor box cap
- K. (1)-Distributor box kit
- L. (6)-Metal candle sleeve;H2.17"-XSN5011OSMCDL2IN
- M. (6)-White plastic candle sleeve-XSN5011OSPCDL2IN
- N. (6)-Holder
- O. (6)-Bobeche ; Ø3 1/8"-XSN5011OSBOB3IN
- P. (6)-Arm
- Q. (36)-Eyelet-XSU5011OSEYE
- R. (1)-Connector
- S. (6)-Ball nut

