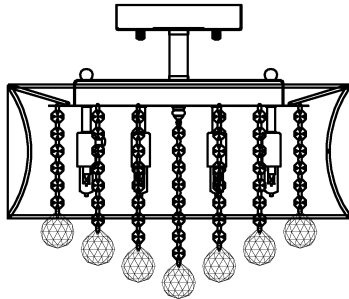


Trade Mark:
CRYSTAL WORLD INC

Product Name: Ceiling lamp
Model :5062C16C
120Vac, 60Hz,AC ONLY
Lamp size:Ø16"XH14"



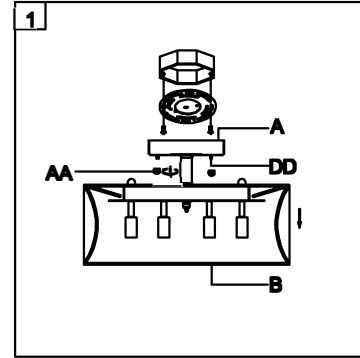
Intertek
4006677

CEILING LAMP ASSEMBLY INSTRUCTIONS




1. Place fixture (A) onto mounting screws (DD), secure with cap nuts (AA).
2. Please put (B) onto (A).

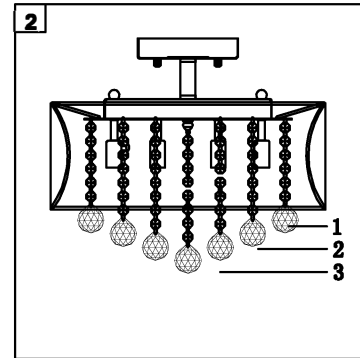
Hardware Used


AA Cap nut  X 2
DD Mounting screw  X 2



2. Please put the crystal (1) (2) (3) to the fixture .

| | | |
|---|---|---|
| 1 | 2 | 3 |
|  |  |  |
| 14mm*8PCS 40mm*1PCS 18PCS | 14mm*7PCS 40mm*1PCS 12PCS | 14mm*8PCS 40mm*1PCS 7PCS |



3. Install light bulbs (not included).
Use bulb
120V G9  6*40W Max.

