
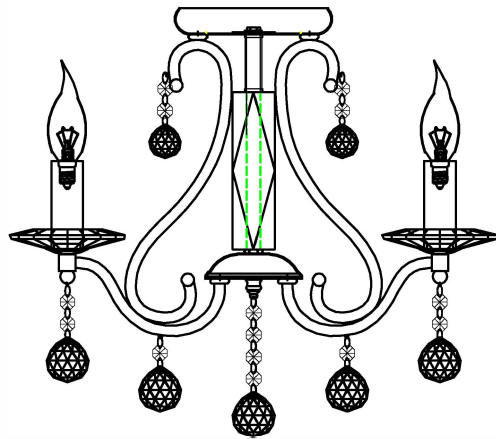


**Trade Mark:
CRYSTAL WORLD INC**

**Product Name: Ceiling lamp
Model :5507C18C-3
120Vac, 60Hz,AC ONLY
Lamp size:Ø18"XH17"**

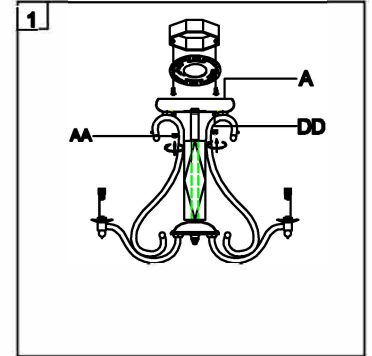


CEILING LAMP ASSEMBLY INSTRUCTIONS






1. Place fixture (A) onto mounting screws (DD), secure with cap nuts (AA).

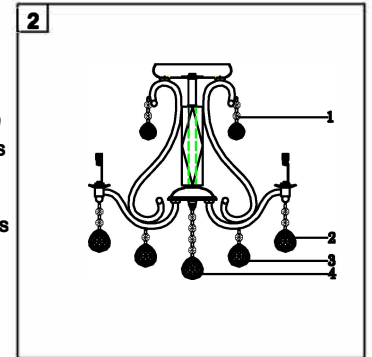
Hardware Used


AA Cap nut  X 2
DD Mounting screw  X 2




2. Please put the crystal (1) (2) (3) (4) to the fixture .

1  14mm*2PCS 3PCS
2  14mm*2PCS 3PCS
3  14mm*1PCS 3PCS
4  14mm*4PCS 1PCS
 40mm*1PCS



3. Please fix (B) and (C) with (A).
Install light bulbs (not included).
Use bulb  120V E12 3*40W Max.

C 
3PCS

