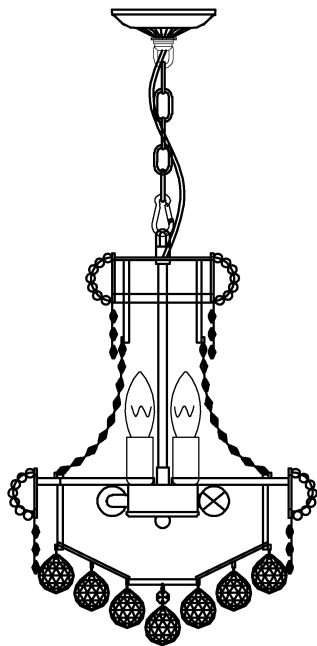



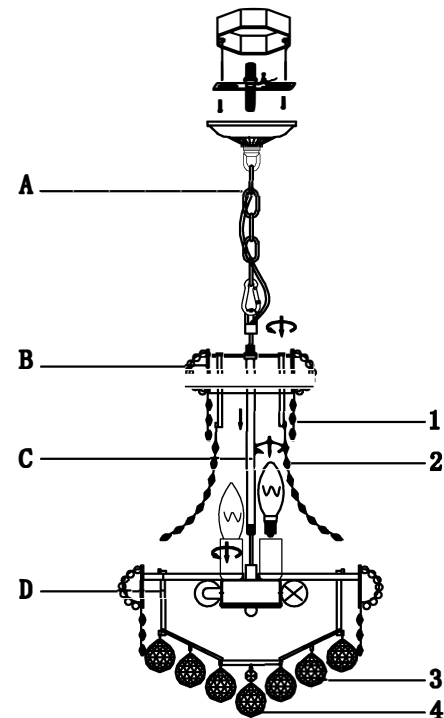
Trade Mark:
CRYSTAL WORLD INC





Product Name: Pendant lamp
Model :8001P14C
120Vac, 60Hz,AC ONLY
Lamp Size:Ø14"*H18"~77"



PENDANT LAMP ASSEMBLY INSTRUCTIONS

- 1.Screw part(C) onto the lampbody(D) secure with screw.
- 2.Screw part(B) onto (C) secure with screw.
- 3.Please fix (A) with (B).
- 3.Please wear gloves when you hanging the crystal.
- 4.Install bulbs(NOT INCLUDED).USE 120V E12  6*40W Max.



- | | | | |
|--|--|--|--|
| <p>1</p>  <p>14*3PCS</p> <p>79PCS</p> | <p>2</p>  <p>40*3PCS</p> <p>20PCS</p> | <p>3</p>  <p>40*1PCS</p> <p>36PCS</p> | <p>4</p>  <p>14*1PCS</p> <p>40*1PCS</p> <p>1PCS</p> |
|--|--|--|--|