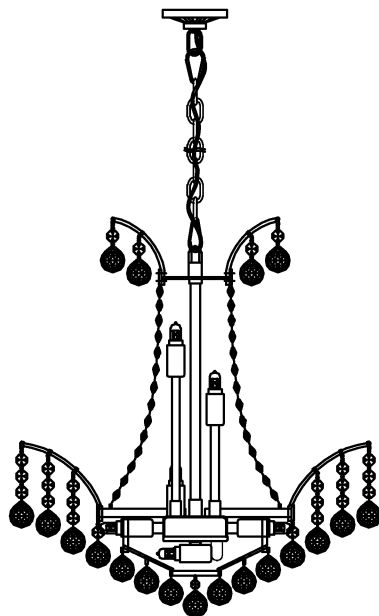


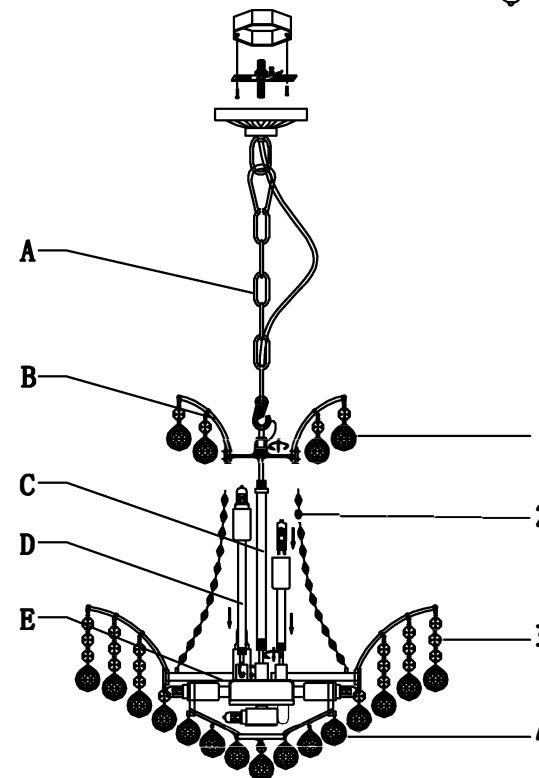
Trade Mark:
CRYSTAL WORLD INC








Product Name: Pendant lamp
Model :8010P20C
120Vac, 60Hz,AC ONLY
Lamp Size:Ø20"XH20"-H58"



PENDANT LAMP ASSEMBLY INSTRUCTIONS

- 1.Put part (D) onto the part (E) .
- 2.Screw part(C) onto the lampbody(E) secure with screw.
- 3.Screw part(B) onto (C) .
- 4.Please fix (A) with (B).
- 5.Please wear gloves when you hanging the crystal.
- 6.Install bulbs(NOT INCLUDED).USE 120V G9 11*40W Max.



1	2	3	4
 14→1PCS  30→1PCS	 14→11PCS 	 14→3PCS  30→1PCS	 30→1PCS
49PCS	24PCS	72PCS	36PCS

