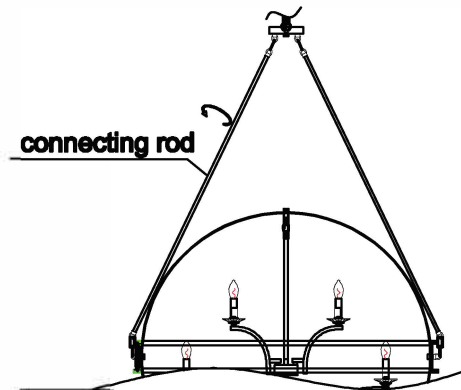


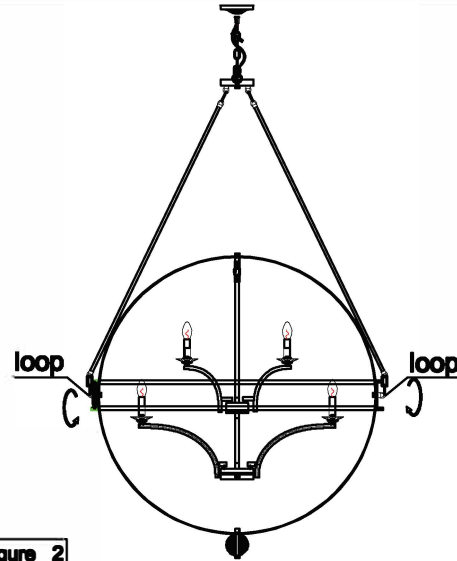
**There are ways to adjust the Fixture body vertically**  
**If you find the Bottom Crystal Ball can not line up the bottom**  
**frame finial . Please try belowing steps to adjust it.**

**First, if the direction of the lamp body and the crystal ball is not perfect, please gently rotate the Angle of the connecting rod to ensure that the crystal ball is at the center point.**



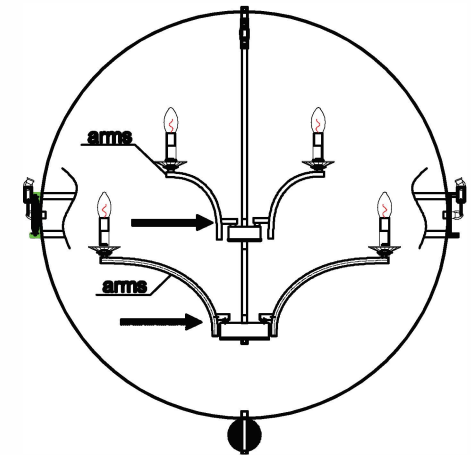
**Figure 1**

**second , If the previous steps still not work, check which side is more heavy to make the crystal ball not in the center. Turn the loop on the side of the metal ring which will adjust the length of the side rods to make the weight of the fixture averagely then to keep the balance of the bottom ball.as shown in the figure**



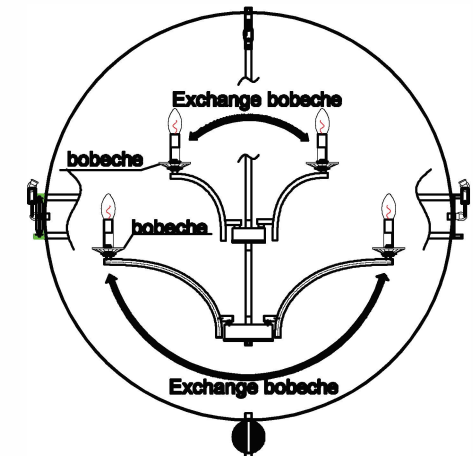
**Figure 2**

**third , please check the arms are locked in the lamp box averagely or not. If not , please adjust them , the space between them should be the same . This will make the fixture weight both sides the same.as shown in the figure**



**Figure 3**

**Fourth , If after the first step checking, the crystal ball still in the center. Exchange the bobeche both side. Different bobeche also have different thickness which effect the fixture weight bot side.as shown in the figure.**



**Figure 4**