

MR16 / GU5.3

3.0W - 60°

SPECIFICATIONS & TECHNICAL DATA

The 12V EmeryAllen MR16 retrofit lamp is an energy efficient alternative to halogen MR16 lamps. It offers similar light output to a 12V, 20W incandescent (275-300lm) and is suitable for use in most 12V GU5.3 MR16 fixtures.

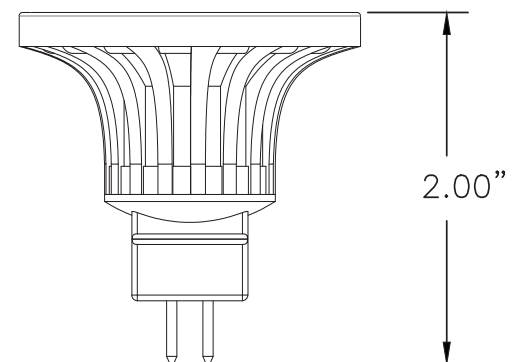
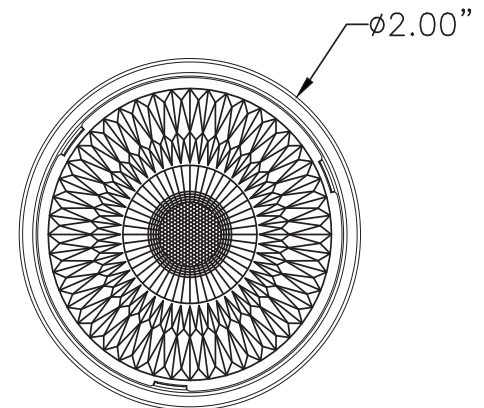
Base Type	GU5.3
Material	Ceramic + PC
Input Voltage	12V AC
Wattage	3.0
CRI	90+
Brightness	284 lumens
Lumens/Watt	92
CBCP	233
Color Temperature	2700K, 3000K
R9	52
R13	96
Halogen Equivalent	20W
Beam Angle	60 degrees

Available Models:

- EA-MR16-3.0W-60D-2790-D (2700K)
- EA-MR16-3.0W-60D-3090-D (3000K)

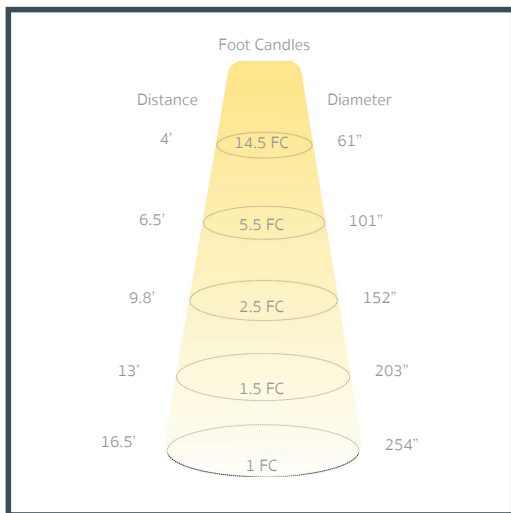
Dimming:

- Dimmable with most magnetic and electronic LED compatible transformers
- Dimmable with most MLV and ELV dimmers

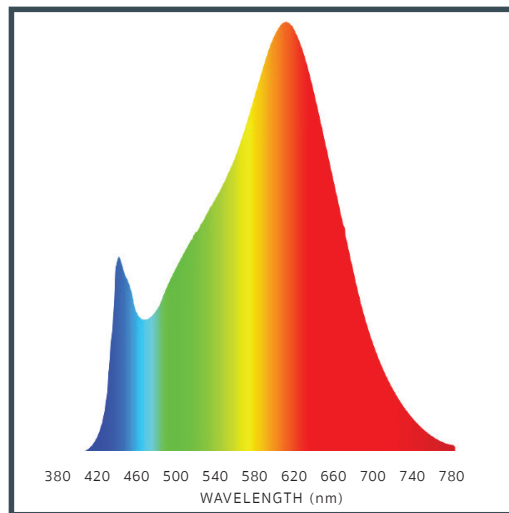


MR16 / GU5.3 / 3.0W / 60°

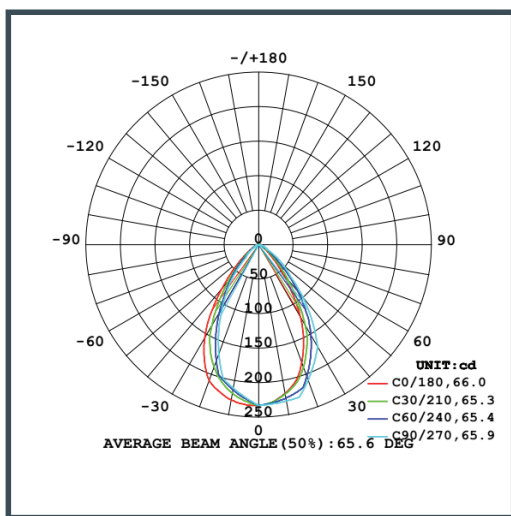
CANDELA DISTRIBUTION



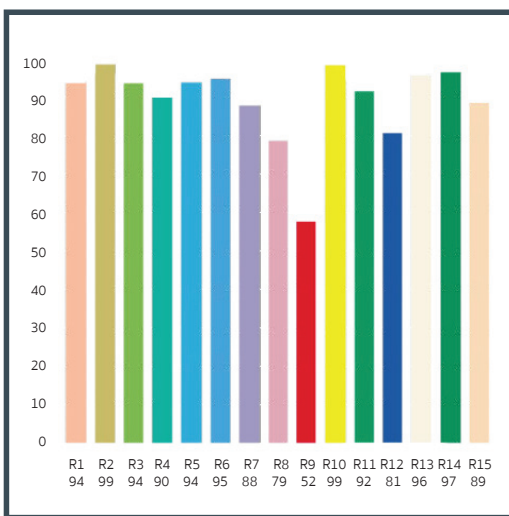
SPECTRAL DISTRIBUTION



LUMINOUS INTENSITY



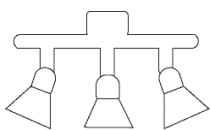
CRI VALUES R1-R15



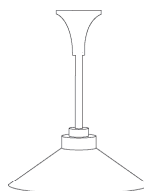
APPLICATIONS

Because of their small size, ability to be enclosed and numerous combinations of options, our MR16 can be used in a variety of applications. Here are a few common ones.

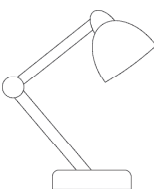

TRACK LIGHTING



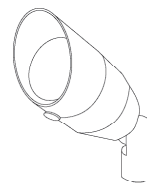
PENDANTS



RECESSED LIGHTING



TASK LIGHTING



LANDSCAPE LIGHTING