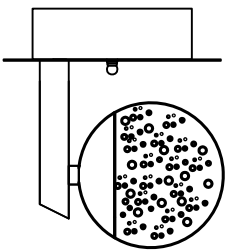




# Contemporary Lighting

PRODUCT NAME: Orb II 1 Light LED Wall Mount  
ITEM NUMBER: E24260-91PC

Please consult your electrician for hanging fixture and wiring



The fixture is designed to work with a standard Triac forward phase dimmer. Dimming levels will vary by dimmer.

Below is a list of recommended dimmers:

- Lutron MAQL-153M
- Lutron DYL-153P
- Lutron SCL-153P
- Leviton PFL06-10Z
- Leviton 6674-POW

Due to inrush current wattage should not exceed 150 watts of product for a 600 watt dimmer.

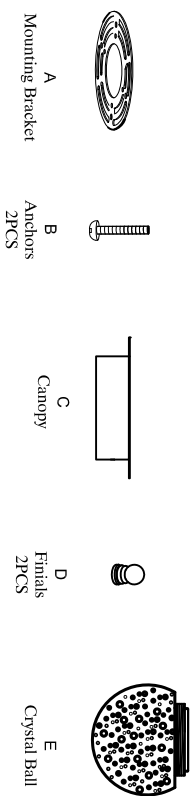
**WARNING:** Wires need to be connected to driver found in canopy and should not connect directly to power source or a short might occur.

## LED 1 x 5W Bulb

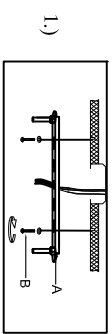
MADE IN CHINA

Page 1 of (2)

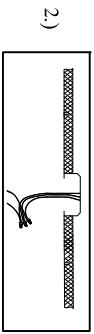
**IMPORTANT:** Turn off the power at the main fuse or circuit breaker box before starting installation



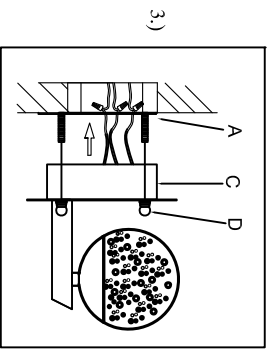
Locate all hardware & components before discarding packaging



1.) Remove mounting bracket (A) from Canopy (C) and install bracket (A) to electrical box by attaching anchors (B).



2.) Wire fixture to wires in outlet box. Black wire is positive, white is neutral, Copper wire is for Ground.



3.) Install the fixture (C) to the mounting bracket (A) using finials (D) to secure.

### Cleaning & Care:

Clean with soft cloth and a mild detergent.  
Do not use abrasive cleaner.

Page 2 of (2)