



PRODUCT DESCRIPTION

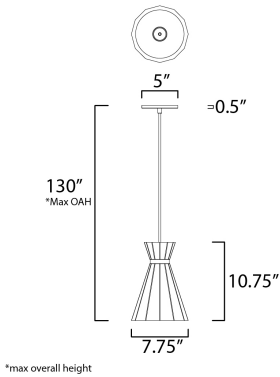
Heavy weight cone shaped pendants of White gypsum or Grey concrete, both with Polished Chrome accents, project ample light downward by means of the LED GU10 lamps provided.

MEASUREMENTS



DIMENSION : 7.75" L x 7.75" W x 10.75" H
 MAX OAH : 130" OAH
 CANOPY : 5" W x 0.5" H x 5" L
 HANGING WEIGHT : 5.95 lb

LAMPING

INPUT VOLTAGE : 120V
 LUMENS : 490 Rated (450 Del.)
 BULB : 1 x 7W LED GU10 , 7W Total
 BULB INCLUDED : (Included)
 DIMMABLE : Yes
 CRI : 90 CRI
 COLOR_TEMP : 3000K



FINISHES OPTION

-  Gray / Polished Chrome
-  White / Polished Chrome

MATERIAL

Concrete, Aluminum

RATINGS

cETLus
 Dry Location
 JA8 Bulb In



ADDITIONAL

SLOPE: 70
 RATED LIFE 25000 Hours
 OPERATING TEMPERATURE:
 -20°C (-4°F), 40°C (104°F)

Always consult a qualified electrician before installing any lighting product.



WESTERN DISTRIBUTION CENTER (HEADQUARTER)
 253 NORTH VINELAND AVE | CITY OF INDUSTRY, CA 91746
EASTERN DISTRIBUTION CENTER
 4200 SHIRLEY DR. | ATLANTA, GA 30336
 P. 626.956.4200 | F. 626.956.4225 | et2online.com