

NTE-850

Aiden LED Track Head

Source: 10W LED
800lm

Type _____

Project _____

Catalog No. _____

Notes _____

PRODUCT DESCRIPTION

Aiden is a high-lumen LED track head available in two different beam spreads and can be adjusted 350° horizontally and 90° vertically. Designed for use in retail, commercial and residential environments, heat-dissipating fins optimize heat management. Aiden is offered in various color temperatures; 2700K warm white, 3000K warm white and 4000K cool white @ 80 or 90 CRI. Aiden has one or two circuit track capability and comes in standard H-style or optional J-style. Finishes include black, white and silver.

FEATURES

- Over 75% energy savings when compared to incandescent
- 800lm / 10W LED output
- 2700K, 3000K or 4000K
- 80 or 90 CRI
- Integral dimmable driver
- Spot (included) and Flood (installed) optics
- 5-Year Limited Warranty

CONSTRUCTION

Die-cast aluminum head and body for maximum heat dissipation, with integral driver.

Adjustability: 350° horizontal and 90° vertical rotation

ELECTRICAL

Voltage: 120 VAC, 50/60 Hz

Lumens / Wattage: 800lm / 10W

CRI: 80+ or 90+ (must specify)

Beam Spread: 25° Spot included, 43° Flood installed

Color Temperature: 2700K, 3000K or 4000K

Dimming: ELV

[Click Here](#) or check complete dimmer list at www.NoraLighting.com in the "Compatibility" page under "Resources" tab

FINISH

Available in black, silver and white finishes.

ONE / TWO CIRCUIT CONVERSION

Positive contact (opposite neutral and ground contacts) is preset to "down" position at factory, but may be raised to the higher position to install onto the second circuit of Nora Lighting NT-2300 series two-circuit track.

OPTIONAL HEAT SINK CAP

Aiden track head includes an optional heat sink cap to offer a clean "cylindrical" appearance.

LABELS AND LISTINGS

- cETLus Listed
- [5-Year Limited Warranty](#)



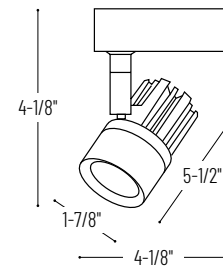
PRODUCT IMAGES & DIMENSIONS



Exposed Heat Sink



Heat Sink Cap (installed)



Aiden LED Track Head

Series	Color Temp. / CRI	Beam Spread	Lumens / Wattage	Finish	Style
NTE-850L	27 = 2700K / 80 CRI 927 = 2700K / 90 CRI 30 = 3000K / 80 CRI 930 = 3000K / 90 CRI 40 = 4000K / 80 CRI 940 = 4000K / 90 CRI	X = 25° Spot included / 43° Flood installed	10A = 800lm / 10W	B = Black S = Silver W = White	(blank) = H-style J = J-style

Optional Accessories

Description
NT-379B = Monopoint Adapter, Black
NT-379S = Monopoint Adapter, Silver
NT-379W = Monopoint Adapter, White

Example: **NTE-850L930X10AB** = 800lm / 10W Aiden LED Track Head, 3000K / 90 CRI, Black Finish

PHOTOMETRICS

Aiden LED Track Head

Source: 10W LED
800lm

Type

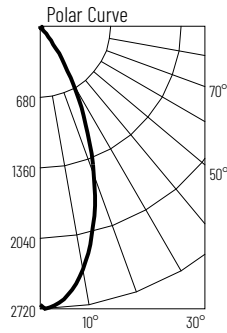
Project

Catalog No.

Notes

Test Information

Test Number: NTT11032
Part Number: NTE-850L930S10AW
Beam Spread: 25° Spot
Lumens: 821lm
Wattage: 10.36W
Efficacy: 79lpw
CCT / CRI: 3000K / 90 CRI
Spacing Criteria (0°-180): 0.42
Spacing Criteria (90°-270): 0.42



Illuminance at a Distance

Distance from Luminaire	FC at Nadir	Beam Diameter
4'	168fc	1'-10"
6'	74.5fc	2'-8"
8'	41.9fc	3'-6"
10'	26.8fc	4'-5"
12'	18.6fc	5'-4"

Zonal Lumen Summary

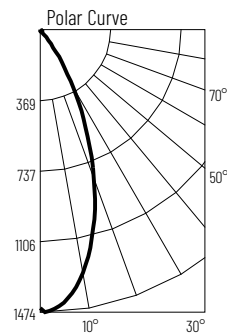
Zone	Lumens	% Luminaire
0-30	712	86.8
0-40	801	97.7
0-60	814	99.2
0-90	819	99.8
90-180	2	0.2
0-180	821	100

Candela Table

Vertical Angles	Candela
0	2683
5	2435
15	1048
25	456
35	144
45	9

Test Information

Test Number: NTT11033
Part Number: NTE-850L930F10AW
Beam Spread: 43° Flood
Lumens: 820lm
Wattage: 10.56W
Efficacy: 78lpw
CCT / CRI: 3000K / 90 CRI
Spacing Criteria (0°-180): 0.7
Spacing Criteria (90°-270): 0.7



Illuminance at a Distance

Distance from Luminaire	FC at Nadir	Beam Diameter
4'	91.3fc	3'-2"
6'	40.6fc	4'-10"
8'	22.8fc	6'-5"
10'	14.6fc	7'-11"
12'	10.1fc	9'-6"

Zonal Lumen Summary

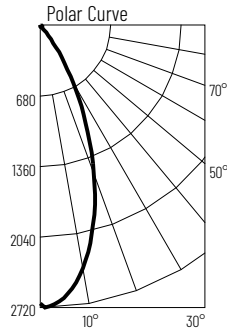
Zone	Lumens	% Luminaire
0-30	680	82.9
0-40	789	96.2
0-60	813	99.1
0-90	819	99.9
90-180	1	0.1
0-180	820	100

Candela Table

Vertical Angles	Candela
0	1658
5	1617
15	1220
25	634
35	192
45	17

Test Information

Test Number: NTT11032
Part Number: NTE-850L940S10AW
Beam Spread: 25° Spot
Lumens: 821lm
Wattage: 10.36W
Efficacy: 79lpw
CCT / CRI: 4000K / 90 CRI
Spacing Criteria (0°-180): 0.42
Spacing Criteria (90°-270): 0.42



Illuminance at a Distance

Distance from Luminaire	FC at Nadir	Beam Diameter
4'	173fc	1'-10"
6'	77.1fc	2'-8"
8'	43.4fc	3'-7"
10'	27.8fc	4'-5"
12'	19.3fc	5'-4"

Zonal Lumen Summary

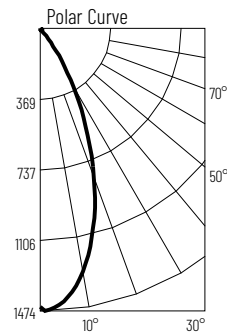
Zone	Lumens	% Luminaire
0-30	712	86.8
0-40	801	97.7
0-60	814	99.2
0-90	819	99.8
90-180	2	0.2
0-180	821	100

Candela Table

Vertical Angles	Candela
0	2683
5	2435
15	1048
25	456
35	144
45	9

Test Information

Test Number: NTT11033
Part Number: NTE-850L940F10AW
Beam Spread: 46° Flood
Lumens: 820lm
Wattage: 10.56W
Efficacy: 78lpw
CCT / CRI: 4000K / 90 CRI
Spacing Criteria (0°-180): 0.7
Spacing Criteria (90°-270): 0.7



Illuminance at a Distance

Distance from Luminaire	FC at Nadir	Beam Diameter
4'	85.4fc	3'-5"
6'	38fc	5'-1"
8'	21.4fc	6'-10"
10'	13.7fc	8'-6"
12'	9.5fc	10'-2"

Zonal Lumen Summary

Zone	Lumens	% Luminaire
0-30	680	82.9
0-40	789	96.2
0-60	813	99.1
0-90	819	99.9
90-180	1	0.1
0-180	820	100

Candela Table

Vertical Angles	Candela
0	1658
5	1617
15	1220
25	634
35	192
45	17