

PRESRV™

PRO BEVERAGE COOLER

SINGLE ZONE



Always be entertaining with our Presrv™ Pro Beverage Cooler. Features include a stylish door design with wider frame and beveled edges, pro-style handle with lock and a retractable quarter-shelf that gives you the flexibility to display taller bottles such as water, 2-liter bottles of soda, or

champagne. New enhancements include mood-setting LED light strips in three colors and four light levels. Plus professional-kitchen good looks to go with all of your other pro-style appliances — it all adds up to the beverage cooler of your dreams.

**ZEPHYR**  
ZEPHYRONLINE.COM



Retractable Quarter-Shelf



Wide Frame Door with Beveled Edges



Door Lock in Pro-Style Handle

**How Presrv™ Stands Out:**

34°

**PreciseTemp™**  
Multiple internal sensors help maintain accurate temperatures



**Vibration Dampening System**  
Noise and vibration is reduced to minimize wine disturbance



**Active Cooling Technology**  
An on-board computer controls active cooling fans to provide temperature stability and even cooling



**3-Color LED Lighting**  
Available in Cloud White, Deep Blue and Amber

**MODEL**

Pro Beverage Cooler PRPB24C01BG

**Size** 24"  
**Dimensions** 23-7/8"W x 33-7/8"H x 23-5/8"D  
**Weight** 110lbs.  
**Installation Type** Compact / Built-in / Freestanding  
**Refrigerant Type** R600a

**FEATURES**

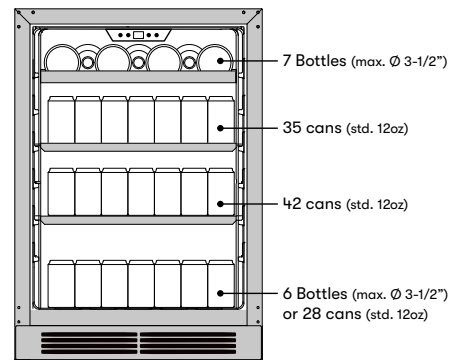
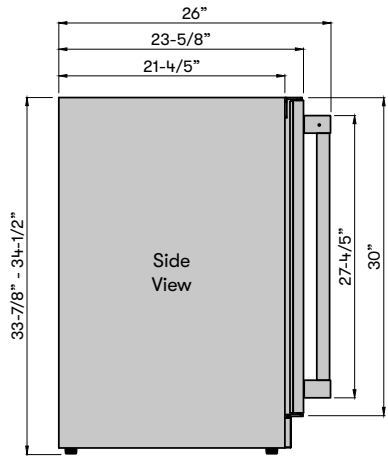
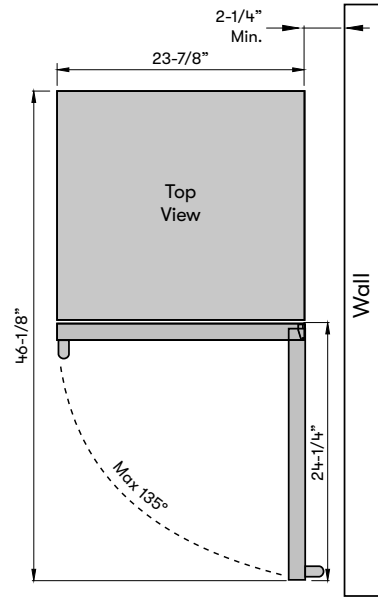
**Capacity** 13 bottles (750 ml), 77 12oz cans or 7 bottles (750 ml), 105 12oz cans  
**Volume** 5.6 cu/ft  
**Temperature Range** 34° - 50° F  
**Sound Level** 39 dBA  
**Door Finish** 304-grade Stainless + Glass  
**Cabinet Finish** Black  
**Interior Finish** Black  
**Field-Reversible Door** Yes  
**Zero-Clearance Door Hinge** Yes  
**Door Glass** Dual-pane, Low-e Argon-filled\*  
**Shelving - Wood** 1 full-extension, black wood rack w/ stainless trim  
**Shelving - Beverage** 1 adjustable, transparent-gray glass retractable quarter-shelf  
 1 adjustable, transparent-gray glass shelf w/ airflow openings  
**Controls** 3-Color Electronic Touch  
**Lighting** 3-Color LED Light Strips  
 Cloud White, Deep Blue, Amber  
**Four Light Levels** Yes  
**Door Open Alarm** Yes, after 3 minutes  
**Door Lock** Yes  
**Sabbath Mode** Yes  
**Air Filtration** Yes, w/ carbon filter  
**PreciseTemp™** Yes  
**Active Cooling Technology** Yes  
**Vibration Dampening System** Yes


**AC POWER** 115V, 60Hz at Max. 1.0A

**OPTIONAL ACCESSORIES**

**Retractable Quarter-Shelf** 50150016  
**Standard Glass Shelf** 50150015

**WARRANTY** 2 years parts, 2 years labor  
 5 years compressor



 \*Dual-pane, argon-filled glass improves insulation to minimize heat exchange and increases soundproofing characteristics. The Low-e coating helps minimize the amount of UV and infrared light that passes through the glass door.

**Transforming the Kitchen through Design, Discovery, and Care**

Specifications subject to change, check zephyronline.com for up-to-date information.  
 Zephyr | 2277 Harbor Bay Parkway, Alameda, CA 94502 | 888.880.8368